

**ICE MAKERS**  
MÁQUINAS  
PRODUCTORAS  
DE HIELO



SPIKA NG RANGE | **GAMA SPIKA NG**



SPIKA NG 60



SPIKA NG 90



SPIKA NG 110



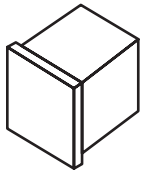
SPIKA NG 140



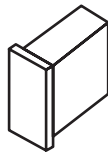
SPIKA MS220



SPIKA MS410



**SPIKA FULL DICE CUBE**  
CUBITO DADO  
13cc.  
ICE CUBE MODEL  
MODELO CUBITO  
MODEL GLAÇON



**SPIKA HALF DICE CUBE**  
CUBITO 1/2 DADO  
6,5cc.  
ICE CUBE MODEL  
MODELO CUBITO  
MODEL GLAÇON



**FEATURES**  
**CARACTERISTICAS**  
**CARACTÉRISTIQUES**

PRODUCTION 24H. PRODUCCIÓN 24H. PRODUCTION 24H.	AIR COOLED COND. AIRE COND. AIR		WATER COOLED COND. AGUA COND. EAU		(1) STORAGE ALMACÉN STOCKAGE  Kg.	CUBES CUBITOS GLAÇONS		CYCLE/CUBES CICLO/CUBITOS CYCLE/GLAÇONS  1" 1/2"	COMPRESSOR COMPRESOR COMPRESSEUR  CV	(2) ABS  WATTS WATIOS WATTS	NET DIMENSIONS mm.(*) DIMENSIONES mm. SIN EMBALAR (*) DIMENSIONS mm. NON EMBALLÉ (*)			NET WEIGHT PESO NETO POIDS NET
	X	Y	Z											

<b>SPIKA NG 60*</b>	59Kg.	62Kg.	20	1500/3000	75	150	1/4	430/470	535	595	795	52Kg.
<b>SPIKA NG 90*</b>	90Kg.	93Kg.	32	2692/5384	120	240	1/3+	550/580	660	700	838	68Kg.
<b>SPIKA NG 110*</b>	110Kg.	113Kg.	35	2692/5384	120	240	1/2	600/650	660	700	838	71Kg.
<b>SPIKA NG 140*</b>	136Kg.	140Kg.	45	3461/6923	144	288	3/4	710/730	762	762	838	85Kg.

**MODULAR MODULAR MODULAIRE**

<b>SPIKA MS220</b> STACKABLE/APILABLE/EMPILABLES	220Kg.	236Kg.		BIN	200	400	3/4	1200	762	620	500	85Kg.
<b>MS220 REMOTA AIRE</b>	220Kg.	-		-	200	400	3/4	1200	762	620	500	85Kg.
<b>CONDENSADOR RC5S</b>	-	-		-	-	-	-	4600	619	425	417	73Kg.
STACKABLE/APILABLE/EMPILABLES. TRIPHASE OR SINGLE PHASE/TRIFÁSICA O MONOFÁSICA/TRIPHASÉ OU MONOPHASÉ   PRODUCCIÓN 350 KG, 3CV / 350 KG PRODUCTION, 3CV												
<b>SPIKA MS410</b> STACKABLE/APILABLE/EMPILABLES. TRIPHASE OR SINGLE PHASE/TRIFÁSICA O MONOFÁSICA/TRIPHASÉ OU MONOPHASÉ	405Kg.	416Kg.		BIN	800	400	1 1/2	1800	762	620	760	105Kg.
<b>MS410 REMOTA AIRE</b>	405Kg.	416Kg.		-	800	400	1 1/2	1800	762	620	760	105Kg.
<b>CONDENSADOR RC10S</b>	-	-		-	-	-	-	9300	746	425	566	131Kg.
STACKABLE/APILABLE/EMPILABLES. TRIPHASE OR SINGLE PHASE/TRIFÁSICA O MONOFÁSICA/TRIPHASÉ OU MONOPHASÉ												


(1) STANDARD STORAGE CAPACITY  
(1) CAPACIDAD NOMINAL DEL DEPÓSITO  
(1) CAPACITÉ DE STOCKAGE STANDARD  
(2) CONSUMPTION AT 43°C ROOM TEMPERATURE, ACCORDING TO CLASS T (TROPICALISED) RULAE CLIMATIC CLASSIFICATION. CONSUMPTION DECREASES IN LOWER AMBIENT TEMPERATURES.  
(2) CONSUMOS OBTENIDOS A TEMPERATURA AMBIENTE 43°C, SEGUN NORMAS PARA CLASIFICACIÓN CLIMÁTICA CLASE T (TROPICALIZADA). EL CONSUMO DISMINUYE EN TEMPERATURAS AMBIENTE INFERIORES.  
AL REALIZAR EL PEDIDO INDICAR TAMAÑO CUBITO.  
(2) CONSOMMATION OBTENUE À UNE TEMPERATURE AMBIANTE DE 43°C, SELON LES NORMES POUR LA CLASSIFICATION CLIMATIQUE CLASS T (TROPICALISÉE). LA CONSOMMATION DIMINUE DANS DES TEMPERATURES AMBIANTES INFÉRIEURES.  
220v/50Hz-220v/60Hz-115/60Hz. ALL MODELS ARE FINISHED IN STAINLESS STEEL. WATER INLET IS 3/4"-28mm. REFRIGERANT R.404A | TODOS LOS MODELOS ACABADOS EN ACERO INOXIDABLE. ENTRADA DE AGUA 3/4"-28mm. REFRIGÉRANTE R.404A  
LA CARROSSERIE EST ENTièrement EN ACIER INOXIDABLE. ARRIVÉE D'EAU 3/4"-28mm. RÉFRIGÉRANT R.404A  
(\* ) WITH LEGS + 105-155mm. | CON PATAS + 105-155mm. | PIEDS AMOVIBLES (+ 105-155mm.)  
AVAILABLE IN CUBE AND HALF-CUBE SIZES. SIZE OF CUBE: 22x22x22. SIZE OF HALF-CUBE: 22x11x22 | DISPONIBLE EN DOS TAMAÑOS DE CUBITO: 22x22x22 Y 22x11x22.

**FIND THE BIN THAT FITS YOUR ICE MACHINE / COMBINACIÓN FABRICADORES HIELO MODULARES+SILOS**

	S220		S350		S350L		S400		S401		S500		S700		SC50		SC250		SC350		SC850	
	1	2	1	2	1	2	1	2	1	2	1	2	1	2	1	2	1	2	1	2	1	2
<b>SPIKA MS220</b>	●	●	●	●	●	●	●	●	●	●	●	●	●	●	●	●	●	●	●	●	●	●
<b>SPIKA MS410</b>	●	●	●	●	●	●	●	●	●	●	●	●	●	●	●	●	●	●	●	●	●	●

Stackable (two units maximum) with an ice delivery chute assembly.  
Posibilidad de apilar dos unidades con kit de caída de hielo.

- SUGGESTED COMBINATION / ACONSEJABLE / COMBINACIÓN OPTIMA
- CHECK WITH ITV SERVICE / CONSULTAR SAT / COMBINACIÓN POSIBLE PERO NO OPTIMA



FULL DICE CUBE EVAPORATOR | MOLDE- EVAPORADOR HIELO CUBITO DADO SPIKA

**NEGRONI**

**Creation:** Directly in the glass  
**Type of Glass:** Medium-sized glass

**Ingredients:**  
1/3 Martini Rosso (4cl)  
1/3 gin (4cl.)  
1/3 Campari (4cl.)  
**Decoration:** 1 or 2 orange peels

**ABUNDANT AMOUNT OF SPIKA ICE**

**Preparation:**  
· Pour the ingredients in a medium-sized glass  
· Add an abundant amount of ice  
· Stir with a bar spoon  
· Decorate with 1 or 2 orange peels

Enjoy ITV cocktails responsibly



MS220+S220



SANMAC FRANCE  
ZAC DES BOIS ROCHEFORT, 21  
RUE GEORGES MELIES, 95240 CORMEILLES EN PARISIS  
T 01 30 47 21 21 | F 01 39 47 49 87  
direction@sanmac.fr  
www.machines-cafe-professionnelles.fr



**VERTICAL SYSTEM**  
SISTEMA VERTICAL  
SYSTÈME VERTICAL